

LGT  CAPITAL PARTNERS

ANNUAL  
INVESTOR  
CONFERENCE  
2026

# AI/Machine Learning Hedge Funds Next generation alpha implemented at LGT CP

Prepared exclusively for the recipient – not for public distribution

April 2026

Confidential

This marketing material is for professional investors only, does not constitute an advice, an offer or a recommendation to buy or sell financial products or services.

## Risk factors

Potential investors should carefully consider strategy's risks. The risks related to alternative investments generally include, without limitation:

- **Alternative investments are speculative, involve complex instruments, and carry a high degree of risk.** Such investments generally involve additional risks including higher levels of borrowing, limited transferability of investments, reduced investor protection, and less information to investors than would apply in major securities markets. An investment should only be made by those persons who could sustain a loss on their investment and is only suitable for professional investors.
- Investments can be subject to illiquidity, meaning there may be no buyer or seller available when the investor desires to invest or divest.
- The value of investments may be affected by uncertainties such as political developments, changes in government policies, changes in taxation, restrictions on foreign investments and currency repatriation, unfavorable exchange rate movements, and other developments in the laws and regulations of countries in which investments are made. This product may include investments in emerging markets. Emerging markets investments present heightened political risks, economic risks, credit risks, exchange rate risks, market liquidity risks, legal risks, settlement risks, market risks, shareholder risk, and creditor risk.
- Additional risks of alternative investments include: (i) substantial or total loss on the investment due to extensive use of short sales, derivatives and debt capital, (ii) incentives to make investments that are riskier or more speculative due to performance based compensation, (iii) volatility of returns, (iv) potential lack of diversification and resulting higher risk due to concentration, (v) high fees and expenses that may offset profits, (vi) no requirement to provide periodic pricing or valuation information to investors, (vii) complex tax structures and delays in distributing important tax information, (viii) fewer regulatory requirements than registered funds, (ix) credit risks i.e. the failure of counterparties to meet contractual financial obligations and (x) operational risk due to insufficient internal processes or systems, misbehavior of staff or external circumstances.
- With regard to private markets investments specifically, investors are required to contribute capital as and when requested, any default may trigger substantial penalties, and prior distributions to investors can be recalled, and investors may be bound to lock-up periods as lengthy as 15 years.

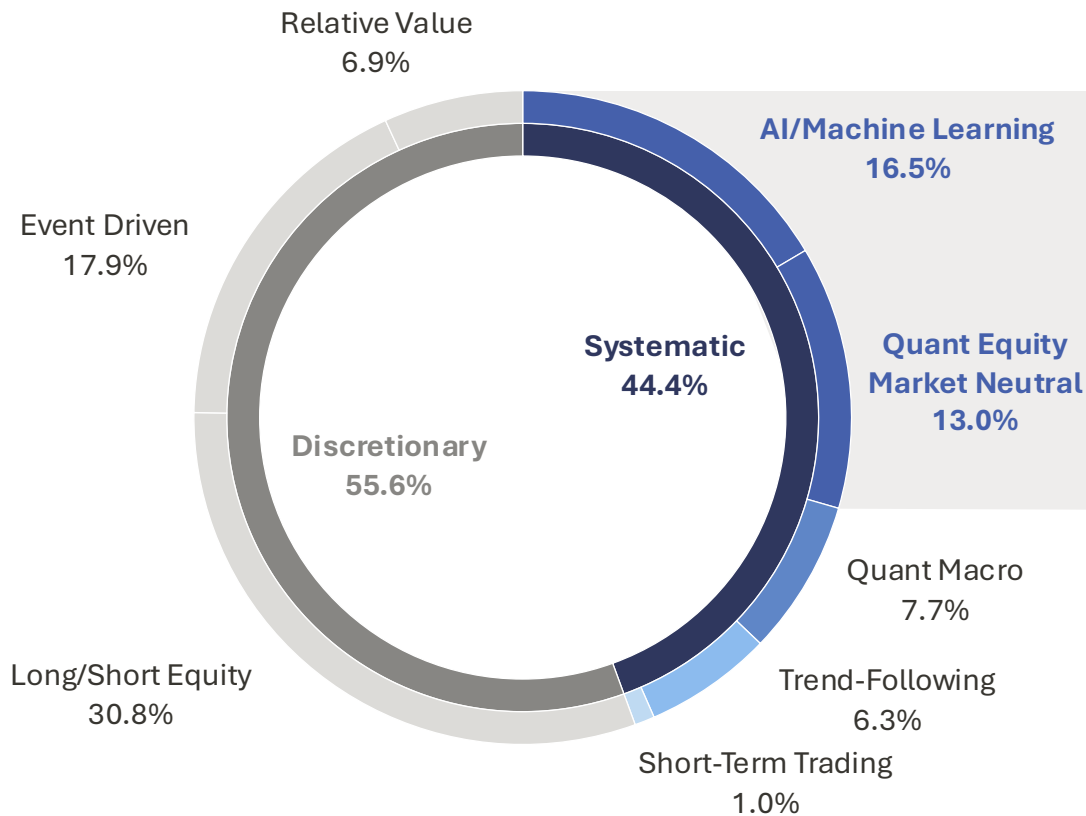
## Important information

This marketing material was produced by LGT Capital Partners Ltd., Schützenstrasse 6, CH-8808 Pfäffikon, Switzerland and/or its affiliates (hereafter "LGT CP") with the greatest of care and to the best of its knowledge and belief following the principles of good faith. LGT CP provides no guarantee with regard to its content and completeness and does not accept any liability for losses which might arise from making use of this information. The opinions expressed in this document are those of LGT CP at the time of writing and are subject to change at any time without notice. If nothing is indicated to the contrary, all figures are unaudited. This document is provided for information purposes only and is for the exclusive use of the recipient. It does not constitute an offer or a recommendation to buy or sell financial instruments or services and does not release the recipient from exercising his/her own judgment. LGT CP recommends the recipient checking whether the information provided is in line with his/her own circumstances with regard to any legal, regulatory, tax or other consequences, if necessary with the help of a professional advisor. This document may not be reproduced either in part or in full without the written permission of LGT CP. It is not intended for persons who, due to their nationality, place of residence, or any other reason are not permitted access to such information under local law. Neither this document nor any copy thereof may be sent, taken into or distributed in the United States or to U. S. persons. Every investment involves risk, especially with regard to fluctuations in value and return. Investments in foreign currencies involve the additional risk that the foreign currency might lose value against the investor's reference currency. It should be noted that historical returns and financial market scenarios are not a guarantee of future performance. Benchmarks and indices are shown for illustrative purposes only, may be unavailable for direct investment, may assume reinvestment of income, and have limitations when used for comparisons because they have volatility, credit, and other material characteristics, such as number and types of securities, that are different from the product.

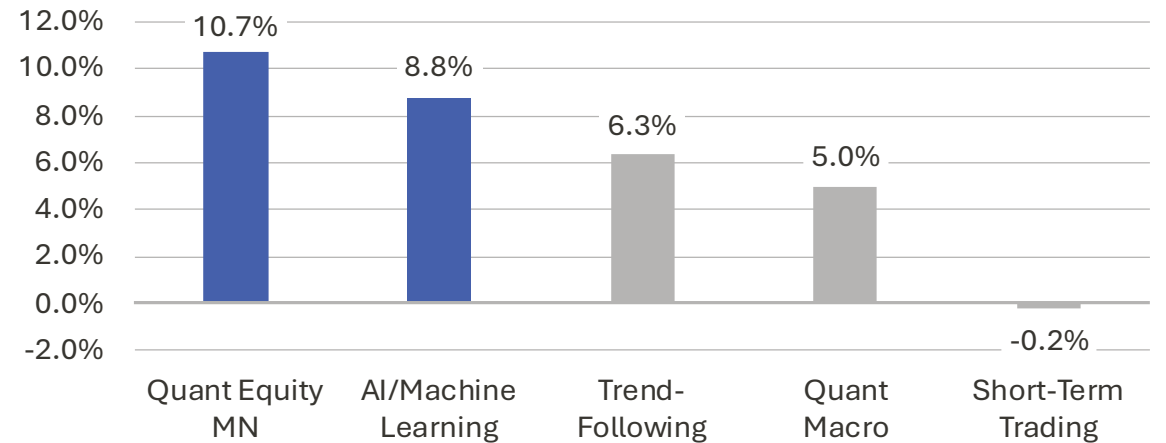
© LGT Capital Partners 2026. All rights reserved.

# AI/Machine Learning Hedge Funds play an integral role within the LGT Endowment with 30% of the HFs-allocation – and little correlation to everything else

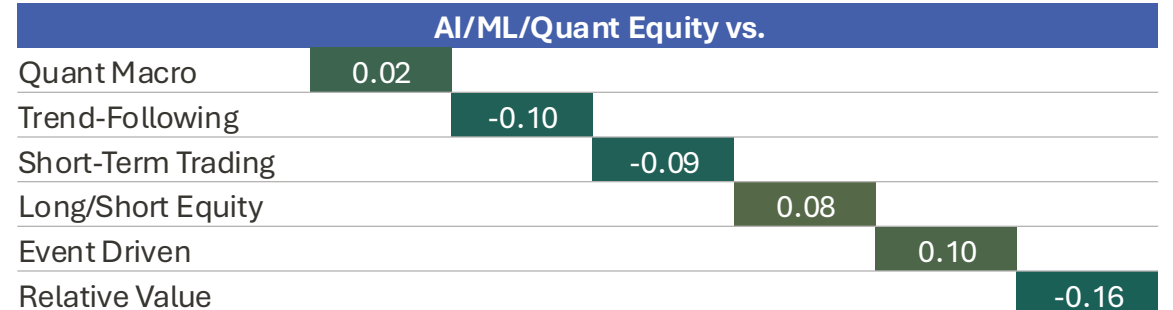
LGT Endowment Hedge Funds sub-strategy allocations



Annualized performance of Systematic HFs-sub-strategies



Historical correlation of AI/ML/Quant Equity vs. other Hedge Funds



Data from 1 November 2019 to 31 March 2026 in USD net of fees and all costs charged by the underlying funds, gross of all LGT fees. Fees and other costs will reduce the performance to the investor.  
Source: LGT Capital Partners

# Evolution of Systematic Trading and Quantitative Hedge Funds


## Traditional Quant Hedge Funds

- Trend-Following CTAs
- Short-Term Trading
- Quantitative Macro
- Equity Market Neutral (EMN)
- Models based on clear trading logic (hypothesis)
- Methodology-driven
- Trading models applied to classic market data



## New: AI/Machine Learning HFs

- Multi-dimensional models beyond human imagination
- Non-hypothesis driven
- Data driven investment strategies
- Residualization of factor exposure
- Maximizes predictive accuracy at the cost of explainability



# Hedge Funds and 'Big Data' – Alternative-/non-traditional datasets on the rise

Crude Oil: WTI - NYMEX				Gasoline - NYMEX				Heating Oil - NYMEX				Natural Gas			
1st Mo	93.26	-1.43	-1.51%	314.72	-1.65	-0.52%	380.40	-2.89	-0.75%	2.683					
2nd Mo	89.53	-1.64	-1.80%	307.13	-2.00	-0.65%	362.36	-2.26	-0.62%	2.820					
Gold - COMEX				Copper - COMEX				Soybeans - CBOT				Soybean Oil			
1st Mo	4783.40	-2.00	-0.04%	607.15	-0.50	-0.08%	1162.25	-1.50	-0.13%	69.19					
2nd Mo	4809.80	+1.50	+0.03%	613.00	-0.45	-0.07%	1179.00	-1.50	-0.13%	68.95					
Soybean Meal - CBOT				Sugar No. 11 - ICE				Cocoa - ICE				Coffee C - ICE			
1st Mo	332.10	-0.60	-0.18%	13.62	-0.04	-0.29%	3367.0	-110.0	-3.16%	292.80					
2nd Mo	327.50	-0.60	-0.18%	13.78	-0.02	-0.14%	3455.0	-108.0	-3.03%	286.40					
Corn - CME				Wheat - CME				Live Cattle - CME				Cotton - ICE			
1st Mo	450.25	+1.75	+0.39%	598.50	+0.00	+0.00%	250.300	-2.300	-0.91%	75.87					
2nd Mo	459.50	+1.75	+0.38%	606.50	+0.00	+0.00%	247.625	-3.450	-1.37%	78.34					
Fixed Income				Currencies				Equity Futures							
JUN				EUR	1.1793	+0.0012	+0.10%	S&P500	7086.50						
APR	96.358	-0.003	+0.00%	GBP	1.3529	+0.0002	+0.01%	NASDAQ	26494.50						
10Y Yld	4.303	-0.008	-0.18%	JPY	159.1800	+0.0100	+0.01%	DJIA	48905.00						
30Y Yld	4.928	-0.005	-0.10%	CAD	1.3670	-0.0034	-0.25%	VIX	20.45						
Economic Releases   ECO »															

## Traditional Data

- Large amounts of classic price- and macro data
- Market data, analyst forecasts, fund flows data ...

## Alternative-/non-traditional Data

- "New" and complex datasets
- Social media, credit card information, news, phone activity, satellite pictures ...



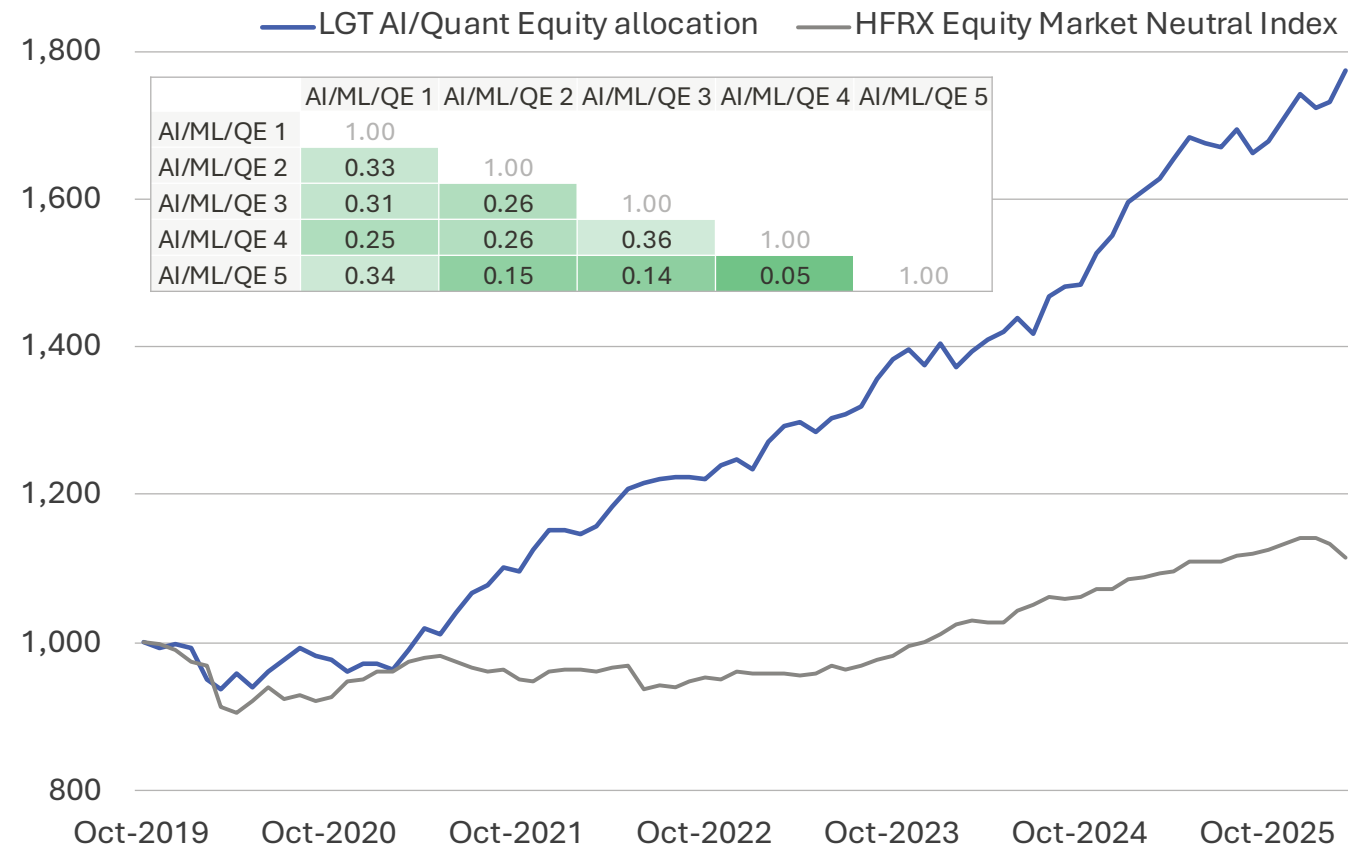
Where AI/Machine Learning HF's have an 'Edge' and can add value vs. traditional HF's-strategies

- Handling large traditional datasets plus also noisy, un-structured alternative datasets that need to be 'cleaned' first
- Detecting non-linear and multi-dimensional relationships in data
- Fast adaptation to market regime changes

# LGT CP AI/Machine Learning/Quant Equity Hedge Funds allocation

## Historical performance

### Cumulative returns



	LGT AI/Quant Equity allocation	HFRX Equity Market Neutral Index
Return YTD	<b>1.8%</b>	-2.2%
Last 36 months p.a.	<b>11.1%</b>	5.2%
ITD p.a.	<b>9.3%</b>	1.7%
Volatility	<b>5.3%</b>	3.9%
Sharpe ratio (RfR 2.7%)	<b>1.24</b>	-0.26
Downside deviation p.a.	<b>3.1%</b>	3.4%
Beta to MSCI World Hedged	<b>0.02</b>	0.11
Maximum drawdown	<b>-6.3%</b>	-9.7%
Drawdown length/ Recovery (months)	<b>5 / 13</b>	6 / 45

Source: LGT Capital Partners, Refinitiv

Data ranges from 1 November 2019 to 31 March 2026 in USD net of fees and all costs charged by the underlying funds, gross of LGT fees. Fees and other costs will reduce the performance to the investor. Data prior to 1 December 2025 relates to realized performance of the AI/Machine Learning/Quant Equity allocation within LGT Crown Systematic Trading Sub-Fund. Data since 1 December 2019 refers to realized performance of Crown LION Sub-Fund Class A (USD). For illustrative purposes only. No benchmark is stated in the fund's governing documents. Returns may increase or decrease as a result of currency fluctuations.

**Pfaffikon (Switzerland)**

LGT Capital Partners Ltd.  
LGT ILS Partners Ltd.  
Schuetzenstrasse 6, P.O. Box  
CH-8808 Pfaffikon  
Phone +41 58 261 80 00

**Dublin**

LGT Capital Partners (Ireland) Limited  
30 Herbert Street  
Third floor  
Dublin 2 D02 W329  
Phone +353 1 264 8600

**London**

LGT Capital Partners (U.K.) Limited  
LGT Private Debt (UK) Ltd.  
1 St. James's Market  
London SW1Y 4AH  
Phone +44 20 7484 2500

**Paris**

LGT Private Debt (France) S.A.S.  
43 Avenue de Friedland  
75008 Paris  
Phone +33 1 81 80 5600

**The Hague**

LGT Capital Partners (Ireland) Limited  
Netherlands branch  
WTC The Hague, Prinses Beatrixlaan 582  
2595 BM The Hague  
Phone +31 70 701 8270

**New York**

LGT Capital Partners (USA) Inc.  
1133 Avenue of the Americas  
30th Floor  
New York, NY 10036  
Phone +1 212 336 0650

**San Francisco**

LGT Capital Partners (USA) Inc.  
580 California Street  
Floor 13, Suite 1330  
San Francisco, CA 94104  
Phone +1 628 201 0050

**Luxembourg**

LGT Fund Administrators (Luxembourg) S.à r.l.  
21 Allée Scheffer  
2520 Luxembourg  
Phone +352 27 86 66 86

**Frankfurt am Main**

LGT Private Debt (Germany) GmbH  
Neue Mainzer Strasse 6-10  
60311 Frankfurt am Main  
Phone +49 69509 55 55 55

**Vaduz (Liechtenstein)**

LGT Capital Partners (FL) Ltd.  
Herrengasse 12  
FL-9490 Vaduz  
Phone +423 235 2525

**Dubai**

LGT Capital Partners (Dubai) Limited  
Dubai International Financial Centre  
Office 1 – Level 3 – Gate Village 10  
P. O. Box 125115  
Dubai, United Arab Emirates  
Phone +971 4 401 9900

**Singapore**

LGT Capital Partners (Singapore) Pte. Limited  
50 Raffles Place, Singapore Land Tower  
Suite 19, Level 46  
Singapore, 048623  
Phone +65 60 47 82 70

**Sydney**

LGT Capital Partners (Australia) Pty Limited  
264 George Street  
Suite 40.04, Level 40  
Sydney NSW 2000  
Phone +61 2 7908 7777

**Beijing**

LGT Investment Consulting (Beijing) Ltd.  
China World Tower 3B, Floor 61/Unit 01  
No. 1 Jian Guo Men  
Wai Avenue, Chaoyang  
Beijing 100004  
Phone +86 10 5082 5354

**Tokyo**

LGT Capital Partners (Japan) Co., Ltd.  
9th Floor, Okura Prestige Tower  
2-10-4, Toranomon, Minato-ku  
Tokyo 105-0001  
Phone +81 3 4510 6900

**Hong Kong**

LGT Capital Partners (Asia-Pacific) Limited  
Suite 4203, 42/F Two Exchange Square  
8 Connaught Place Central  
G.P.O. Box 13398  
Hong Kong SAR  
Phone +852 3841 7888

